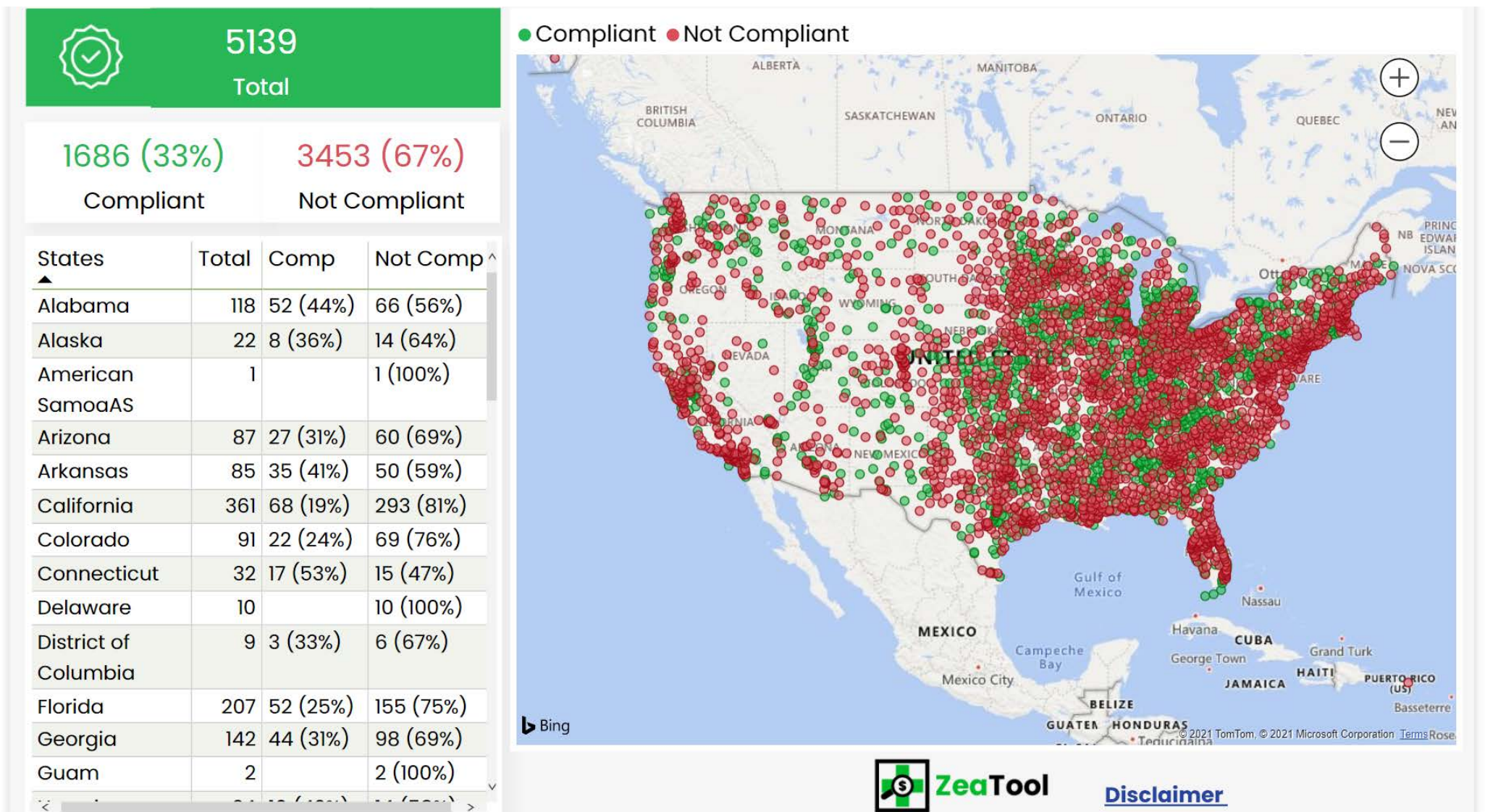


# USA Price Transparency Report

 <b>5139</b> Hospitals	 <b>1686 (33%)</b> Compliant	 <b>3453 (67%)</b> Non-Compliant	<b>\$99,446,400</b> Possible Penalty (as of Today)
--	--	--	---


We analyzed 5139 hospitals in USA, found 1686 (33%) hospitals compliant, and 3453 (67%) hospitals are non-compliant with CMS price transparency requirements. As of April 6, 2021, the 3453 non-compliant hospitals will face a total penalty of \$99,446,40 and the penalty for each non-compliant hospital is \$28,800.

State	Total Hospitals	Compliant	Non Compliant	Charge Master (MR File)		Shoppable Services (MR File)		Estimator Tool		Possible Penalty (as of Today)
				Available	Not Available	Available	Not Available	Available	Not Available	
<b>Total USA</b>	<b>5139</b>	<b>1686 (33%)</b>	<b>3453 (67%)</b>	<b>4430</b>	<b>709</b>	<b>973</b>	<b>4166</b>	<b>3231</b>	<b>1908</b>	<b>\$99,446,400</b>




**Dr. Chandra Bondugula**  
Founder and CEO  
ZeaMedHealth

### Contact

 (844)-336-2244

 [zeatool.com](http://zeatool.com)  
[zeamed.com](http://zeamed.com)


 [chandra@zeamedhealth.com](mailto:chandra@zeamedhealth.com)

 6395, Halcyon Garden Dr,  
Alpharetta, GA 30005



# Southeast Region

**1326**  
 Hospitals


**447 (34%)**  
 Compliant


**879 (66%)**  
 Non-Compliant

**\$25,315,200**  
 Possible Penalty (as of Today)

State	Total Hospitals	Compliant	Non Compliant	Charge Master (MR File)		Shoppable Services (MR File)		Estimator Tool		Possible Penalty (as of Today)
				Available	Not Available	Available	Not Available	Available	Not Available	
Arkansas	85	35 (41%)	50 (59%)	66	19	10	75	57	28	\$1,440,000
Alabama	118	52 (44%)	66 (56%)	99	19	23	95	62	56	\$1,900,800
Florida	207	52 (25%)	155 (75%)	197	10	18	189	155	52	\$4,464,000
Georgia	142	44 (31%)	98 (69%)	133	9	30	112	102	40	\$2,822,400
Kentucky	102	31 (30%)	71 (70%)	94	8	17	85	67	35	\$2,044,800
Louisiana	144	42 (29%)	102 (71%)	120	24	27	117	84	60	\$2,937,600
Mississippi	96	47 (49%)	49 (51%)	76	20	17	79	67	29	\$1,411,200
North Carolina	112	29 (26%)	83 (74%)	103	9	8	104	81	31	\$2,390,400
South Carolina	67	18 (27%)	49 (73%)	63	4	8	59	46	21	\$1,411,200
Tennessee	113	59 (52%)	54 (48%)	100	13	13	100	79	34	\$1,555,200
Virginia	87	17 (20%)	70 (80%)	71	16	3	84	80	7	\$2,016,000
West Virginia	53	21 (40%)	32 (60%)	48	5	3	50	35	18	\$921,600

# Northeast Region

**688**  
 Hospitals


**206 (30%)**  
 Compliant

**482 (70%)**  
 Non-Compliant

**\$13,881,600**  
 Possible Penalty (as of Today)

State	Total Hospitals	Compliant	Non Compliant	Charge Master (MR File)		Shoppable Services (MR File)		Estimator Tool		Possible Penalty (as of Today)
				Available	Not Available	Available	Not Available	Available	Not Available	
Connecticut	32	17 (53%)	15 (47%)	28	4	7	25	22	10	\$432,000
Delaware	10	0 (0%)	10 (100%)	10	0	5	5	1	9	\$288,000
Maine	35	7 (20%)	28 (80%)	26	9	0	35	19	16	\$806,400
Maryland	51	6 (12%)	45 (88%)	50	1	29	22	27	24	\$1,296,000
Massachusetts	74	7 (9%)	67 (91%)	68	6	12	62	41	33	\$1,929,600
New Hampshire	27	7 (26%)	20 (74%)	23	4	0	27	23	4	\$576,000
New Jersey	77	7 (9%)	70 (91%)	62	15	25	52	40	37	\$2,016,000
New York	171	40 (23%)	131 (77%)	158	13	40	131	69	102	\$3,772,800
Pennsylvania	184	104 (57%)	80 (43%)	164	20	28	156	129	55	\$2,304,000
Rhode Island	12	4 (33%)	8 (67%)	12	0	1	11	10	2	\$230,400
Vermont	15	7 (47%)	8 (53%)	15	0	3	12	8	7	\$230,400

# West Region

**884**  
 Hospitals

**247 (28%)**  
 Compliant

**637 (72%)**  
 Non-Compliant

**\$18,345,600**  
 Possible Penalty (as of Today)

State	Total Hospitals	Compliant	Non Compliant	Charge Master (MR File)		Shoppable Services (MR File)		Estimator Tool		Possible Penalty (as of Today)
				Available	Not Available	Available	Not Available	Available	Not Available	
Alaska	22	8 (36%)	14 (64%)	22	0	9	13	16	6	\$403,200
California	361	68 (19%)	293 (81%)	275	86	104	257	182	179	\$8,438,400
Colorado	91	22 (24%)	69 (76%)	85	6	31	60	55	36	\$1,987,200
Hawaii	24	10 (42%)	14 (58%)	24	0	6	18	10	14	\$403,200
Idaho	45	23 (51%)	22 (49%)	40	5	17	28	37	8	\$633,600
Montana	60	23 (38%)	37 (62%)	48	12	16	44	28	32	\$1,065,600
Nevada	43	11 (26%)	32 (74%)	37	6	10	33	22	21	\$921,600
Oregon	61	22 (36%)	39 (64%)	58	3	14	47	43	18	\$1,123,200
Utah	52	26 (50%)	26 (50%)	49	3	27	25	18	34	\$748,800
Washington	97	24 (25%)	73 (75%)	87	10	25	72	64	33	\$2,102,400
Wyoming	28	10 (36%)	18 (64%)	27	1	5	23	18	10	\$518,400

# Midwest Region

**1482**  
Hospitals

**535 (36%)**  
Compliant

**947 (64%)**  
Non-Compliant


**\$27,273,600**  
Possible Penalty (as of Today)

State	Total Hospitals	Compliant	Non Compliant	Charge Master (MR File)		Shoppable Services (MR File)		Estimator Tool		Possible Penalty (as of Today)
				Available	Not Available	Available	Not Available	Available	Not Available	
Illinois	194	94 (48%)	100 (52%)	168	26	45	149	126	68	\$2,880,000
Indiana	141	67 (48%)	74 (52%)	125	16	17	124	96	45	\$2,131,200
Iowa	115	54 (47%)	61 (53%)	107	8	32	83	94	21	\$1,756,800
Kansas	138	62 (45%)	76 (55%)	117	21	44	94	83	55	\$2,188,800
Michigan	141	68 (48%)	73 (52%)	134	7	13	128	106	35	\$2,102,400
Minnesota	132	49 (37%)	83 (63%)	112	20	8	124	105	27	\$2,390,400
Missouri	115	21 (18%)	94 (82%)	67	48	22	93	80	35	\$2,707,200
Nebraska	89	25 (28%)	64 (72%)	73	16	14	75	62	27	\$1,843,200
North Dakota	44	10 (23%)	34 (77%)	41	3	8	36	13	31	\$979,200
Ohio	188	30 (16%)	158 (84%)	164	24	29	159	99	89	\$4,550,400
South Dakota	55	8 (15%)	47 (85%)	45	10	4	51	41	14	\$1,353,600
Wisconsin	130	47 (36%)	83 (64%)	113	17	6	124	95	35	\$2,390,400



# Southwest Region

**689**  
 Hospitals


**241 (35%)**  
 Compliant


**448 (65%)**  
 Non-Compliant

**\$12,902,400**  
 Possible Penalty (as of Today)

State	Total Hospitals	Compliant	Non Compliant	Charge Master (MR File)		Shoppable Services (MR File)		Estimator Tool		Possible Penalty (as of Today)
				Available	Not Available	Available	Not Available	Available	Not Available	
Arizona	87	27 (31%)	60 (69%)	75	12	17	70	57	30	\$1,728,000
New Mexico	39	24 (62%)	15 (38%)	38	1	6	33	28	11	\$432,000
Oklahoma	122	44 (36%)	78 (64%)	91	31	24	98	69	53	\$2,246,400
Texas	441	146 (33%)	295 (67%)	374	67	60	381	274	167	\$8,496,000

# Other Region

**70**  
 Hospitals

**10 (14%)**  
 Compliant

**60 (86%)**  
 Non-Compliant

**\$1,728,000**  
 Possible Penalty (as of Today)

State	Total Hospitals	Compliant	Non Compliant	Charge Master (MR File)		Shoppable Services (MR File)		Estimator Tool		Possible Penalty (as of Today)
				Available	Not Available	Available	Not Available	Available	Not Available	
American Samoa	1	0 (0%)	1 (100%)	0	1	0	1	0	1	\$28,800
District of Columbia	9	3 (33%)	6 (67%)	9	0	4	5	3	6	\$172,800
Guam	2	0 (0%)	2 (100%)	2	0	1	1	1	1	\$57,600
Puerto Rico	56	7 (13%)	49 (87%)	37	19	28	28	2	54	\$1,411,200
Virgin Islands	2	0 (0%)	2 (100%)	0	2	0	2	0	2	\$57,600